









































Machine	Explode	Code	Description
DP289 Polar Chilled Display with Curved Glass Door	1		Fixed Stopple
DP289 Polar Chilled Display with Curved Glass Door	2		Base Feet
DP289 Polar Chilled Display with Curved Glass Door	3	AJ430	Water Receiver
DP289 Polar Chilled Display with Curved Glass Door	4		Base
DP289 Polar Chilled Display with Curved Glass Door	5		Curved Front Base Panel
DP289 Polar Chilled Display with Curved Glass Door	6		Accumulator
DP289 Polar Chilled Display with Curved Glass Door	7	AG879	Dry Filter
DP289 Polar Chilled Display with Curved Glass Door	8	AD628	Fan Blade Of Condenser
DP289 Polar Chilled Display with Curved Glass Door	9		Fan Motor
DP289 Polar Chilled Display with Curved Glass Door	10	AB648	Condenser
DP289 Polar Chilled Display with Curved Glass Door	11	AG878	Compressor (R600a)
DP289 Polar Chilled Display with Curved Glass Door	12		Plastic Base Of Evaporator
DP289 Polar Chilled Display with Curved Glass Door	13		Foam Base Of Evaporator
DP289 Polar Chilled Display with Curved Glass Door	14		Evaporator
DP289 Polar Chilled Display with Curved Glass Door	15		Inner Ventilated Tray
DP289 Polar Chilled Display with Curved Glass Door	16		Outer Ventilated Tray
DP289 Polar Chilled Display with Curved Glass Door	17	AG677	Black Shelf Clip
DP289 Polar Chilled Display with Curved Glass Door	18		Door Handle
DP289 Polar Chilled Display with Curved Glass Door	19		Bottom
DP289 Polar Chilled Display with Curved Glass Door	20		Door Glass
DP289 Polar Chilled Display with Curved Glass Door	21		Left & Right Door Frame
DP289 Polar Chilled Display with Curved Glass Door	22		Upper Door Frame
DP289 Polar Chilled Display with Curved Glass Door	23		Door Gasket
DP289 Polar Chilled Display with Curved Glass Door	24		Front Poles Of Shelves
DP289 Polar Chilled Display with Curved Glass Door	25	AC421	Door Hinge
DP289 Polar Chilled Display with Curved Glass Door	26		Light Ceiling
DP289 Polar Chilled Display with Curved Glass Door	27	AC430	Inside Light Cover
DP289 Polar Chilled Display with Curved Glass Door	28		Foam Of Light Ceiling
DP289 Polar Chilled Display with Curved Glass Door	29		Outer Plastic Panel
DP289 Polar Chilled Display with Curved Glass Door	30		Outer Light Cover
DP289 Polar Chilled Display with Curved Glass Door	31		Screw Cover
DP289 Polar Chilled Display with Curved Glass Door	32	AC431	Light Tube
DP289 Polar Chilled Display with Curved Glass Door	33	AC423	Ballast
DP289 Polar Chilled Display with Curved Glass Door	34	AC424	Lamp Holder
DP289 Polar Chilled Display with Curved Glass Door	35		Side Glass
DP289 Polar Chilled Display with Curved Glass Door	36		Rear Glass
DP289 Polar Chilled Display with Curved Glass Door	37		Rear Pole
DP289 Polar Chilled Display with Curved Glass Door	38	AH027	Black Shelf
DP289 Polar Chilled Display with Curved Glass Door	39		Bush
DP289 Polar Chilled Display with Curved Glass Door	40		Steel Ball
DP289 Polar Chilled Display with Curved Glass Door	41		Door Pin
DP289 Polar Chilled Display with Curved Glass Door	42		Cushion of Evaporator
DP289 Polar Chilled Display with Curved Glass Door	43		Motor Fixer
DP289 Polar Chilled Display with Curved Glass Door	44	AF742	Motor of Evaporator/Fan Motor
DP289 Polar Chilled Display with Curved Glass Door	45		Motor of Condenser

DP289 Polar Chilled Display with Curved Glass Door	46-1	AB649	Digital Controller
DP289 Polar Chilled Display with Curved Glass Door	46-2		
DP289 Polar Chilled Display with Curved Glass Door	46-3		
DP289 Polar Chilled Display with Curved Glass Door	46-4		
DP289 Polar Chilled Display with Curved Glass Door	47		Outer Enclosure Frame
DP289 Polar Chilled Display with Curved Glass Door	48		Inner Enclosure Frame
DP289 Polar Chilled Display with Curved Glass Door	49		Rear Grill
DP289 Polar Chilled Display with Curved Glass Door	50		Box Cover
DP289 Polar Chilled Display with Curved Glass Door	51		Circuit Board Box
DP289 Polar Chilled Display with Curved Glass Door	52-1		Bs Plug
DP289 Polar Chilled Display with Curved Glass Door	52-2		Power Cord
DP289 Polar Chilled Display with Curved Glass Door	53	AG980	Control Box
DP289 Polar Chilled Display with Curved Glass Door	54		Control Panel
DP289 Polar Chilled Display with Curved Glass Door	55	AF597	Charging Pipe
DP289 Polar Chilled Display with Curved Glass Door	56		Connected Tube